

A-13900

SPECIFICATIONS:

MECHANICAL:

WETTED MATERIALS: 316 STAINLESS STEEL
 ENCLOSURE: TYPE 360 ALUMINUM; EPOXY POWDER COATED

ELECTRICAL:

ELECTRICAL CONNECTION:
 3 POSITION TERMINAL BLOCK, 22-14 AWG Max
 SWITCH SPECS:
 POWER INPUT: 2 WIRE 120 V DISCRETE INPUT POWERED (90-130 VAC/VDC) @ 1mA
 SWITCH OUTPUT: 90 TO 130 VAC/VDC @ 0.1A, 3.75mA MIN. LOAD REQUIRED
 SWITCH STATE MAX: 90-130 VAC/VDC @ 1mA (V. OPEN)
 13 VAC/VDC @ 100mA (V. CLOSED)

APPROVALS:

cULus LISTED
 CLASS I, DIVISION 1, GROUPS A, B, C & D;
 CLASS II, DIVISION 1, GROUPS E, F & G; CLASS III
 CLASS I, ZONE 1, AEx d IIC T3/T5*; CLASS 1, ZONE 1, Ex d IIC T3/T5*
 Tamb = -40°C TO +85°C (-40°F TO 185°F)
 ENCLOSURE TYPE 4X; IP66

ATEX APPROVED
 II 2 G Ex d IIC T3/T5*
 II 2 D Ex tD A21 IP66 T+90C
 DEMKO 09 ATEX 0813748X
 Tamb = -40°C TO +85°C (-40°F TO 185°F)

IECEx APPROVED
 IECEx UL 08.0017
 Ex d IIC T3/T5*
 Ex tD A21 IP66 T+90C
 Tamb = -40°C TO +85°C (-40°F TO 185°F)

* STRAIGHT PRESSURE SENSOR MODELS P10-P16
 HAVE A TEMPERATURE CLASS OF T3. ALL OTHER
 MODELS HAVE A T5 TEMPERATURE CLASS.

MODEL PXX	OPERATING RANGE			MAX. OVER PRESSURE	
	LOW psi/bar	HIGH psi bar		psi	bar
P10	0	5	0.3	10	0.7
P11	0	15	1.0	30	2.1
P12	0	30	2.1	60	4.1
P13	0	50	3.4	100	6.9
P14	0	100	6.9	200	13.8
P15	0	300	20.7	600	41.4
P16	0	500	34.5	1000	68.9
P17	0	1000	68.9	2000	137.9
P18	0	3000	206.8	6000	413.7
P19	0	4500	310.3	9000	620.6
P20	0	6000	413.6	12000	827.4

THIS DOCUMENT IS PROPRIETARY PROPERTY OF UNITED ELECTRIC CONTROLS. UNAUTHORIZED USE IS STRICTLY PROHIBITED.

REV.	DESCRIPTION	DATE	DRWN	APPD
B	SEE PG. 2 OF 2. ECN#E3750	9-15-10	SR	RAM
A	FIRST ISSUE. ECN#E3133	4-7-09	RAM	RAM

ORIGINAL DATE	4-7-09
DRWN	RAM
CHKD	PLW
APPD	R. McCAREY
UNLESS OTHERWISE SPECIFIED DIMENSIONS ARE IN INCHES	
TOLERANCES ON FRACTIONS ±1/64	
2 PLACE DEC	3 PLACE DEC
±0.010	±0.005
ANGLES ±1/2°	
DO NOT SCALE THIS DRAWING	

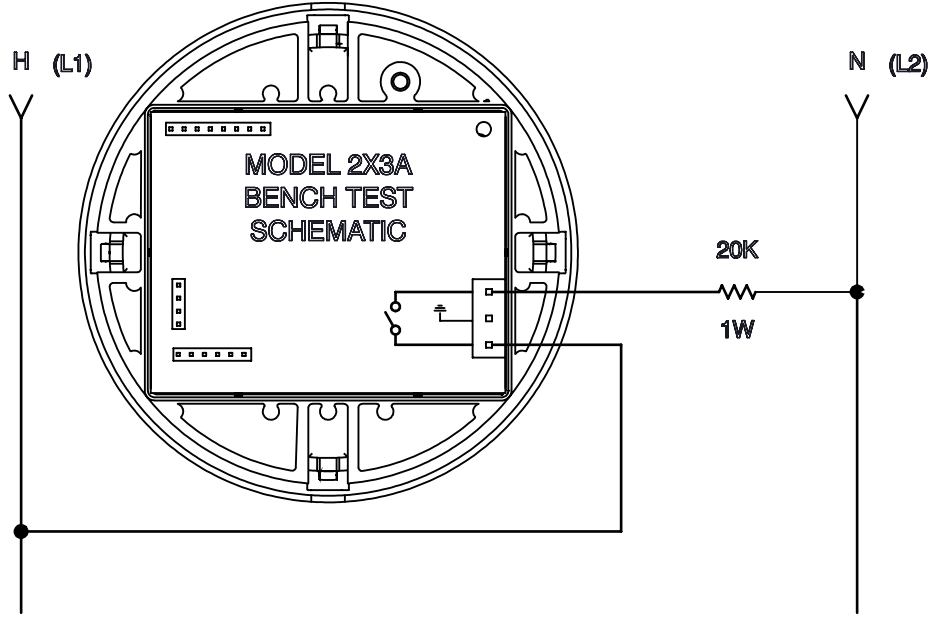
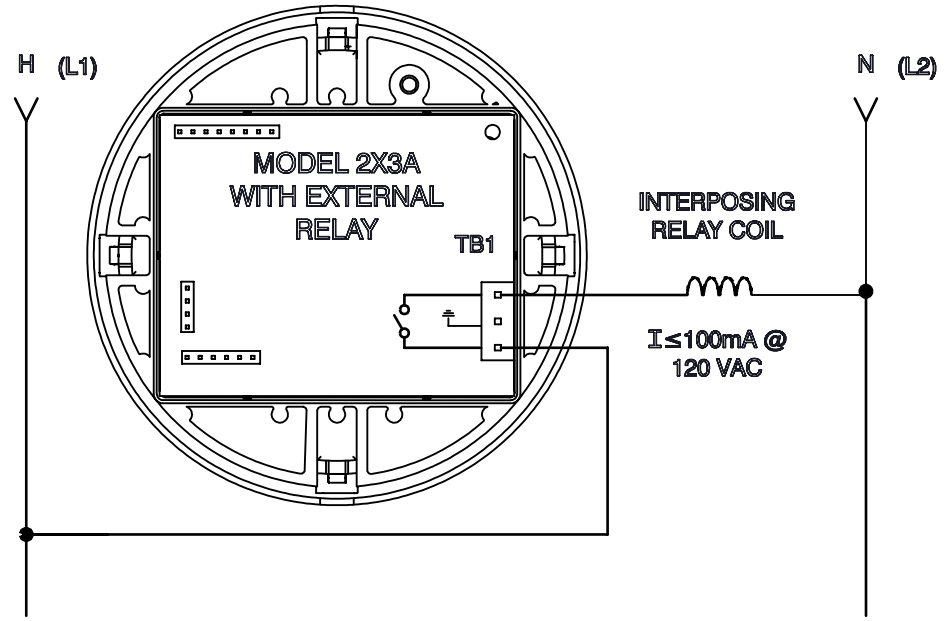
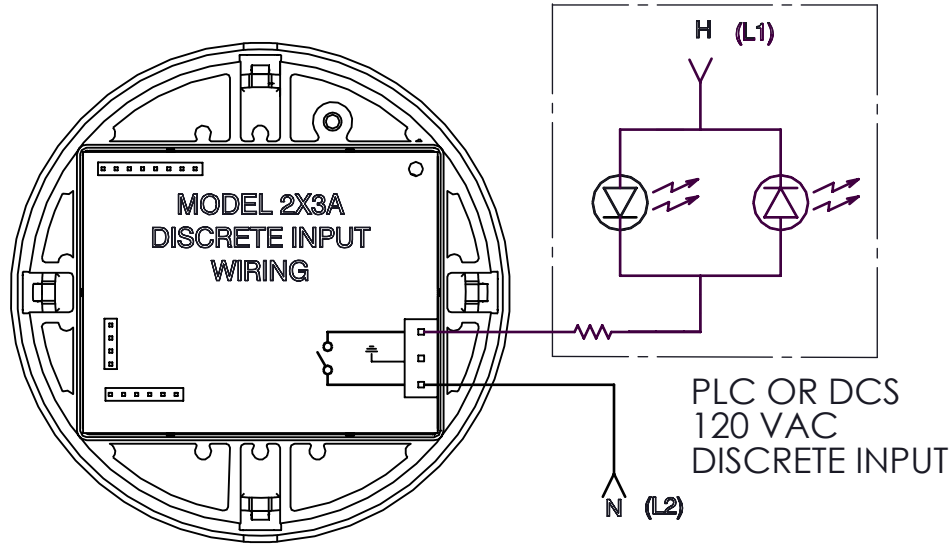
TITLE
2X3A GAGE PRESSURE SWITCH

USED ON:
 SCALE 1:1

UNITED ELECTRIC CONTROLS COMPANY
 WATERTOWN * MASSACHUSETTS

DWG NO Page 1 of 2
A-13900

RECOMMENDED WIRING SCHEMES



ORIGINAL DATE	4-7-09
DRWN	RAM
CHKD	PLW
APPD	R. McCAREY
UNLESS OTHERWISE SPECIFIED DIMENSIONS ARE IN INCHES TOLERANCES ON FRACTIONS ±1/64 2 PLACE DEC 3 PLACE DEC ANGLES ±0.010 ±0.005 ±1/2°	
DO NOT SCALE THIS DRAWING	

TITLE	2X3A GAGE PRESSURE SWITCH
USED ON:	
SCALE	1:1

UNITED ELECTRIC
CONTROLS COMPANY
WATERTOWN * MASSACHUSETTS

DWG NO A-13900 Page 2 of 2

REV.	DESCRIPTION	DATE	DRWN	APPD
B	REVISED "PLC OR DCS" WIRING DIAGRAM TO BE VISIBLE IN PDF FILE. ECN#E3750	9-15-10	SR	RAM
A	FIRST ISSUE. ECN#E3133	4-7-09	RAM	RAM

THIS DOCUMENT IS PROPRIETARY PROPERTY OF UNITED ELECTRIC CONTROLS. UNAUTHORIZED USE IS STRICTLY PROHIBITED.